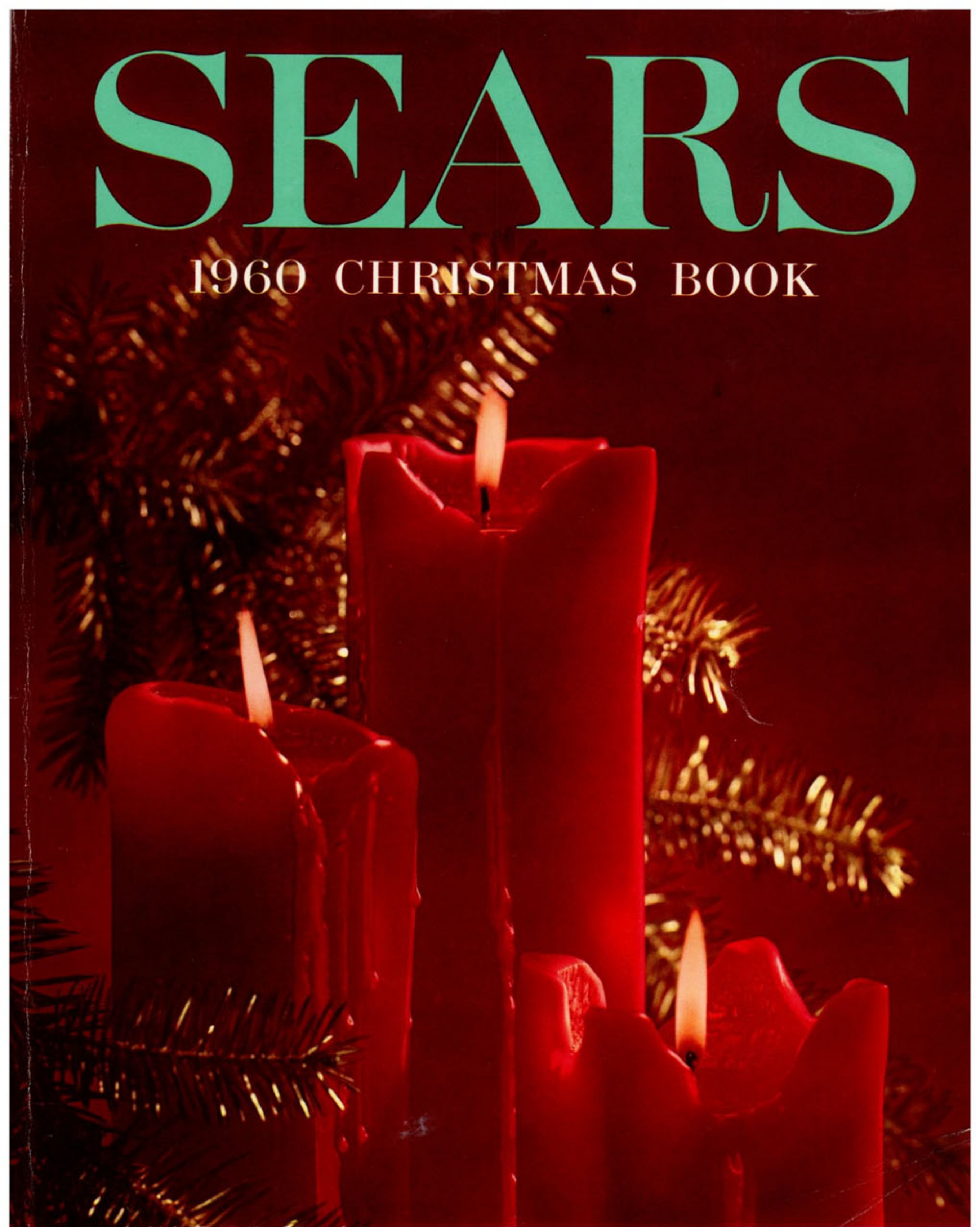


SEARS

1960 CHRISTMAS BOOK



SHOP BY PHONE . . . Day or Night . . . 24 Hours a Day—7 Days a Week . . . See pages 290 to 292 for numbers you can call TOLL-FREE
See blue pages for Index . . . Order Blank on page 297

SATISFACTION GUARANTEED OR YOUR MONEY BACK • SEARS, ROEBUCK AND CO., LOS ANGELES 54, CALIF.

More real comfort than ever..

Two of our most outstanding Christmas values

TV Recliner . . Swivel Rocker . . compare size,
quality, comfort features—and compare *this low price!*

Either Chair Only

\$79⁸⁸ cash

Just \$5.00 down



See them now at most
Sears Catalog Sales Offices



Upright



TV position



Fully reclined

Oxblood

Medium
Green

Brown

Beige

Here are chairs that invite you to relax . . chairs you can't wait to come home to! Pillow-soft backs deeply padded with kapok and cotton, supported by padded sagless springs for outstanding comfort. Seats

generously filled with restful Serofoam. Boltaflex reinforced-plastic makes this cover behave, stays beautiful for years with minimum care . . a damp cloth whisks it clean. Kiln-dried hardwood frame.

State color brown, beige, medium green or oxblood.

TV Recliner. The patented Lorenz TV mechanism cradles you in a separate position for watching TV or reading PLUS gives regular reclining positions! Serofoam padded footrest and arms. Rugged 9-coil spring base. Wt. 105 lbs. 1 N 54026N—38x33x41 in. high, extends to 67 inches... \$79.88 With 3-speed vibrator. Use 110-120 volt, 60-cycle AC only. 1 N 54031N—Shipping weight 109 pounds..... \$89.88

Wing-back Swivel Rocker. You swivel a full circle so easily . . or simply rock and rest! Gently rolled arms and full skirt accenting add a high note of beauty. Rugged double-rocker springs and ball-bearing swivel. Big, five-leg base for added stability. Loose 5-inch-thick "T" cushion rests on an insulated sagless-spring base. 37x33x37½ inches high. 1 N 43046N—Shipping weight 88 pounds..... \$79.88



In a room . . on a table . . **Holly means Christmas**

[1] 5-piece Santa Decanter Set. As cheerful as a crackling fireplace! Earthenware Santa in bright red suit . . perched on chimney. Remove hat for pouring. 9½ inches high. Hooks hold four 1½-oz. brown ceramic liquor cups. Imported from Japan. 21 N 8900—Wt. 1 lb. 8 oz. . . Set \$1.27

[2] Pair of 7-in. Hurricane-style Candle Holders . . clear glass. 2 candles and polyethylene holly sprigs included. 12½ in. high with candles. 21 N 8854—Shpg. wt. 2 lbs. Pair \$3.97

[3] 160-oz. Holiday in Glass Brandy Snifter . . 9 in. high. Life-like polyethylene poinsettia and holly inside . . easy to wash. For year-round use, replace holly with your own flower arrangements. 21 N 8904—Wt. 3 lbs. 8 oz. . . \$4.97

[4] Set of 4 Santa Mugs. High-glaze earthenware . . deeply embossed face. 3 in. high. From Japan. 21 N 9562—Wt. 2 lbs. 14 oz. Set 97c

[5] Holiday Hostess Party Apron. Flared style of bright red cotton felt. White felt appliques, gold color flecked rick-rack. Full-length red cotton grosgrain sash. 21 N 8903—Shpg. wt. 10 oz. . . \$1.37

LEFTON Hollyware of hand decorated Semi-porcelain

You'll make your home "come alive" with sparkling color and good cheer when you entertain with these lovely Holly pieces . . so symbolic of the Christmas season. From one of Japan's top makers.

[6] Pair of Candle Holders. 5½-in. diameter. Without candles. 21 N 9697—Wt. 1 lb. 9 oz. Pair \$2.17

[7] Candy Jar. 5 inches high. 21 N 9698—Wt. 1 lb. 9 oz. \$1.67

[8] 8-piece Snack Set. Four 8½-in. plates and four cups. 21 N 9703—Wt. 8 lbs. . . Set \$5.47

[9] 3-section Relish Dish . . or use for candy. 9-in. diameter. 21 N 9699—Wt. 1 lb. 13 oz. . . \$2.67

[10] Sugar, Creamer. 3½ in. high. 21 N 9700—Wt. 1 lb. 9 oz. Set \$1.67

[11] Set of 6 Cups and 6 Saucers. To complete your "holly" table. 21 N 9702—Wt. 5 lbs. 10 oz. . . Set \$5.47

[12] Set of 6 Plates. 9-in. diam. 21 N 9701—Wt. 7 lbs. . . Set \$5.97

[13] 9-piece Tom and Jerry Set. 10-in. diam. bowl (5 in. high); 8 mugs, 3 in. high. A beautiful gift and a "must" for Christmas entertaining. 21 N 8886—Wt. 10 lbs. . . Set \$9.47

Send no money . . pay later on Sears Charge Plan . . see pages 295-296

1 \$4.44
24-inch



2 \$4.29



3 \$3.44



GREAT PALS

but what "Show-offs"

4 \$3.99



1 Shaggy Dog . . His irresistible, cuddly coat of extra-deep pile rayon plush is softly tinted. Cotton felt eyes, floppy ears.
79 N 4344L—34 in. long. Shpg. wt. 12 lbs. . \$9.44
79 N 4364C—24 in. long. Shpg. wt. 5 lbs. . 4.44

2 Comical Cat . . wears a winning smile and a ribbon bow. Felt nose and eyes, felt lined mouth, wiggly whiskers. Rayon plush body, Dryex®, cotton filled. About 15 inches long.
49 N 4358—Shpg. wt. 1 lb. 5 oz. \$4.29

3 Cocker Spaniel with bright, button eyes. Cotton filled, short pile rayon plush body. Pink velveteen-lined mouth. 12½ in. high.
49 N 4342—Shpg. wt. 1 lb. 8 oz. \$3.44

6 \$1.99
16-in. size

4 Hilda the Hippo . . wearing cotton skirt and plastic straw hat. Short pile rayon plush. Dryex®, cotton filled. Lock-in eyes.
49 N 4189—11½ in. high. Wt. 1 lb. 8 oz. . . \$3.99

5 Betsy McCall Lamb "baas" appealingly. Shaggy rayon plush, plastic eyes, pink felt face; Featherfoam® filled. Washable.
49 N 4186—14 in. long. Wt. 1 lb. 3 oz. . . \$3.66

6 Tamed Tiger. Gold-color rayon plush, black stripes. Cotton stuffing.
49 N 4064—22 in. long. Shpg. wt. 2 lbs. . \$2.99
49 N 4065—16 in. long. Shpg. wt. 1 lb. . . 1.99

7 Poochy the Sleepy Pup. A cuddlesome pet with squeaker in ear. Cotton stuffed rayon plush, lined ears. 17 inches long.
79 N 4191C—Shipping weight 3 lbs. \$3.49

5 \$3.66



7 \$3.49



9 \$3.27

8 \$2.89



8 Scribble Pup . . have the whole gang sign him! Cotton covering, stuffing. 18 inches long.
49 N 4108—Shipping weight 2 pounds. \$2.89

9 Dancing Doll . . attaches to child's shoes. Cotton stuffed body, cotton yarn pony tail.
49 N 3530—40 in. high. Shpg. wt. 3 lb. 8 oz. . . \$3.27

10 Pink Poodle. "Show-cut" long and short pile rayon plush. Button eyes, pompon nose.
79 N 4359C—18 in. tall. Shpg. wt. 3 lbs. \$4.99

11 Striped Skunk. Long and short pile rayon plush. Cotton filled. Felt tongue, eyes.
79 N 4360C—13 in. tall. Shpg. wt. 3 lbs. \$4.44

12 Floppy Lion Cub. Short pile, honey colored rayon plush. Foam rubber filled. 17 in. long.
49 N 4335—Shipping weight 1 lb. 4 oz. \$2.88

10 \$4.99

11 \$4.44

12 \$2.88



ALLSTATE HO TRAIN
with N.M.R.A. couplers



1 Auto Transport Set

2 Road Building Set

HO Scale "Matchbox" Vehicles

\$4.09
Set

Easy-rolling, die-cast metal vehicles are authentically detailed—even to the treads on the "tires." Each is only about 2¼ in. long (auto transport is 6½ in. long). From England.

- 1 7-piece Auto Transport Set.
49 N 2398—Shipping weight 14 ounces.... \$4.09
- 2 7-piece Road Building Set.
49 N 2397—Shipping weight 14 ounces.... 4.09

7-unit train, complete with base track, powerpack and accessories

\$38.97 \$4.00 down
cash

Run this powerful smoke-puffing freight
through its own miniature empire

Roar through the tunnel and past the farm. See the telephone poles click by as you gain speed on the straightaway. A tiny watchman comes out of his shanty as you pass. Slow down for the curve, by the lighted water tower, and stop at the station, with its two lighted street lamps. Set the switches and back up to couple or uncouple cars on the inner track. The more than 60 plastic pieces include people, farm animals, buildings . . . even a tiny billboard. Plastic, landscaped, 48x34-in. base. 18 sections of track with 2 manual switches form two (112 and 127-in.) ovals. *Uncoupler-rerailer*. "Powerpull" die-cast metal engine puffs real smoke; pulls plastic tender, cement car, box car, tank car, flat car with 2 autos, caboose—train 41 in. long. Cars have N.M.R.A. couplers to fit all standard HO cars. Uncouple cars, run it fast, slow, forward or reverse—all by remote control. 1½-amp power-pack *UL* approved for 110-120-volt, 60-cycle AC. With 4 posts; 4 to 18-volt DC for speed, 18-volt AC for accessories. 79 N 9963N2—Freight (rail or truck) or express. Shipping weight 17 pounds..... **\$38.97**

ALLSTATE® Electric Train Sets come complete with track


HOBBY-SIZE "HO" GAUGE

7-unit Freight . . with over 15 feet of track \$1788

Thrill at watching this brawny "Power Pull" diesel pull its load up grades and around the curves of the figure 8 trestle track. Run it fast or slow, forward or reverse, couple and uncouple cars—all by remote control. Weighted, high-impact plastic cars hold to the track even at high speeds. Cars have NMRA (National Model Railroad Association) operating couplers to fit all standard HO gauge cars.

Set includes engine with headlight, auto carrier with 4 cars, 2 box cars, hopper, tank car, caboose, complete 190-inch track layout of 18 curved and 5 straight sections, railer-uncoupler, 30 graduated trestles, 2 pillars and girder bridge. NOTE: Powerpack not included, necessary for operating train—order (5) or (6) on opposite page.

49 N 9966—42-inch long train. Shipping weight 5 pounds \$17.88



Add these Plastic Cars to your HO Train . . all have NMRA operating couplers

1 Diesel Switcher R.R. Workhorse. Nylon gears, 4-wheel drive. Brass wheels. Knuckle couplers front and back for moving cars. 4x2x1 1/2 in. high.

49 N 9997—Shpg. wt. 12 oz. \$4.49

2 Industrial Yard Steam Switcher. Plastic with die-cast chassis, 4-wheel gear drive. Knuckle couplers front, back. 4 3/4 x 1 1/2 x 2 in. high.

49 N 9939—Shpg. wt. 1 lb. \$5.79

3 Automatic Lumber Car. Dumps load of logs into tray by remote control. 6 inches long. Plastic log bin. Special track section and wiring incl.

49 N 9946—Shpg. wt. 8 oz. \$3.29

4 Automatic Box Car. Door opens, man steps out onto plastic platform (included) when train stops. Returns when train starts, door closes.

49 N 9945—6 in. long. Wt. 8 oz. . \$3.29

5 Automobile Car with 4 cars. Lower the ramp to roll the scale model cars up to the upper deck. 4-wheel double nylon trucks. 6 1/2 in. long.

49 N 9576—Shpg. wt. 8 oz. \$1.97

6 Operating Crane Car. Two hand wheels . . one to raise and lower 4-inch boom . . one to raise and lower hook. Cab rotates. 5 in. long.

49 N 9938—Shpg. wt. 8 oz. \$3.29

Set of 4 Standard Cars

Make your train longer, carry more cargo . . all for one low price. Set includes 6-in. automobile carrier with 2 scale model cars; 6 1/4-in. refrigerator car; 5 1/2-in. cement car and 6 1/2-in. gondola. Markings exact duplicates of real-life counterparts. All cars of weighted high-impact plastic; with long-wearing nylon trucks, wheels. All have NMRA operating couplers.

49 N 9965—Shpg. wt. 1 lb. 8 oz. \$4.99



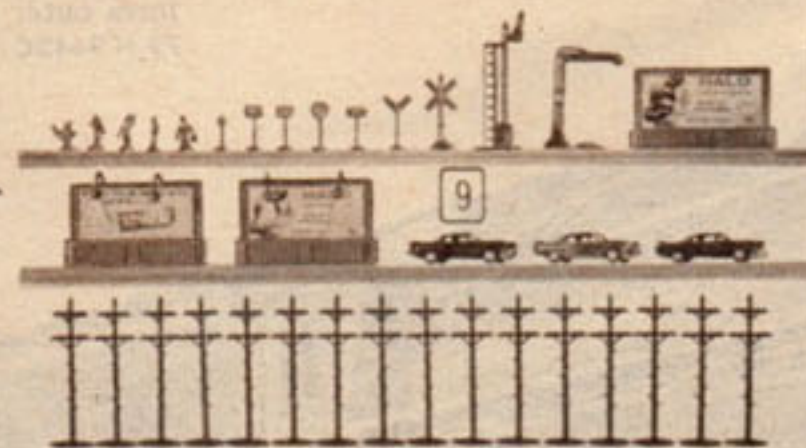
7 Landscape Mats. Flocked-on fiber, paper-backed . . can be cut for any effect. True colors.

79 N 9571C—50x99 in. Grass Mat. Wt. 3 lbs. . \$2.89

79 N 9572C—33x48 in. Earth Mat. Wt. 1 lb. . . 89c

8 Trees and Shrubbery. A variety of scale-size trees for model landscaping. Includes a generous amount of lichen for natural shrubbery.

49 N 9573—True colors. Shpg. wt. 12 oz. . . . \$2.79




9 39-pc. Plastic Accessory Set. Includes two lighted billboards, 4 scale model cars, 5 posed figures, 18 telegraph poles and 10 railroad signs.

49 N 9964—Shipping weight 1 lb. \$2.98

10 24-pc. Plastic Building Set. Switch tower, suburban station, coaling station, 3 houses, 12 telephone poles, farm buildings, animals, figures.

79 N 9967C—Shipping weight 2 lbs. \$5.98




Jetport Set for \$6.88

"Flight 707, come in on runway 4." You hear all the noise, confusion and activity at the AMERICAN AIRLINE Jetport, all on a 33½ RPM record. Modern control tower atop 29-inch long passenger terminal; play regulating takeoffs, landings from both U.S. Air Force base and civilian airport. Two 7-inch metal service hangars. Big 34x21-inch plastic sheet runway, showing landing strip markings. 13 airplanes roll on wheels; include 707 Jet and Electra transports, motorized B-58 Jet Hostler, helicopter, rocket-firing Delta Wing Jet. Spring-operated missile launcher, 48 people . . . passengers, crew, mechanics. 49 other pieces of equipment . . . 2 friction vehicles, baggage, dummy runway lights, radar, stairs, 707 air schedule, baggage tags, pilot's license, and more.

79 N 5999C—Made of metal and plastic. Shipping wt. 5 lbs. . . . **\$6.88**

SCPBKMN
AMD LG 3 SEARS 481



Save \$30

Separate prices
total \$79.83 Now only \$49⁸³_{cash}

Complete Set . . Three Tools and Case

ONLY \$5 DOWN



MAN! Just what I wanted..

A complete **CRAFTSMAN** Portable Power Tool Shop for my hobbies
and all kinds of maintenance jobs around the house . .

Three very popular CRAFTSMAN tools . . rugged . . power-packed . . precision-built—all in a handsome steel case. Hundreds of uses! UL approved. Polished aluminum housings. 110-120-volt, 25-60-cycle AC. *Guaranteed one full year (see guarantee on page 302).*

3/8-inch Electric Drill. Many more uses than a 1/4-inch drill . . slower speeds for extra power. Use with accessories (sold separately in big catalog) for sharpening, grinding, buffing, sanding, sawing, trimming hedges, polishing cars, etc. 1/4 HP. Double reduction gears. 1/16 to 3/8-inch geared key chuck. 8 1/2 in. long. 10-ft. cord, plug, adapter. Auxiliary handle.

Orbital Sander. Takes the work out of one of the most tedious jobs in woodworking. Motor driven . . circular stroke for extra-fast sanding. Use with a polishing pad (sold separately in Big

Catalog) for waxing, polishing, etc. 3-position knob. 4 fine, 4 medium, 4 coarse sanding sheets (3 5/8 x 7 in.). 6-ft. cord, plug.

Sabre Saw. One of the most versatile tools made! Does the work of a rip, crosscut, coping, jig, scroll, band, keyhole and hack saw. Cuts wood, plastics, plywood, wallboard, aluminum, brass, copper, steel, conduit, etc. Cuts a 2x4 with ease. Develops over 1/2 HP. 3/4-inch stroke. Tilting base. Sawdust blower. Circle-cutting and edge-guide attachment for curves, circles, straight lines. 3 blades (7, 10 and 32 teeth per inch). 10-ft. cord, plug, adapter.

99 N 1820K—Complete Set. Shpg. wt. 26 lbs. . . \$49.83


9 N 782—Drill. Shpg. wt. 3 lbs. 14 oz. 21.95

9 N 2599—Sander. Wt. 5 lbs. 6 oz. \$2.50 dn. Cash 23.95

9 N 27946—Saw. Wt. 5 lbs. 15 oz. \$3.00 dn. Cash 25.95

9 N 1485—Case. Shpg. wt. 11 lbs. 7.98

Two cases in one



Really a beauty! Use as wall cabinet or carrying case. Drill-mount swings out when case is opened! Adjustable shelf. Enamel finish. 15 5/8 x 12 3/4 x 7 5/8 inches. Space for extras.

SEARS
ROEBUCK AND CO

LOS ANGELES 54, CALIF.